


# Pumpkin Bowling

Have kids color these images of Dr. Seuss characters. Then cut, wrap, and tape each character around an empty 16+ ounce plastic bottle. Get a small, round pumpkin (or orange ball), set up your character pins for bowling, and have kids hit the lanes!

(CUT)



(CUT)




(CUT)




# Pumpkin Bowling

Have kids color these images of Dr. Seuss characters. Then cut, wrap, and tape each character around an empty 16+ ounce plastic bottle. Get a small, round pumpkin (or orange ball), set up your character pins for bowling, and have kids hit the lanes!


(CUT)




(CUT)



(CUT)




✂ (CUT)




✂ (CUT)



✂ (CUT)



✂ (CUT)



TM & © 2019 Dr. Seuss Enterprises, L.P. All Rights Reserved.

